

# CONTENTS


- 1 x 7-Pin Round Transmitter
- 1 x Cigarette Lighter Adapter
- 1 x USB Cable
- 1 x Left Rear Light
- 1 x Right Rear Light
- 1 x Instruction Manual



# CHARGING




5V 2.5Hours



Battery 100% 3%

# PAIRING



# INSTALLATION



1Sec



ON / OFF

**TURN ON:** Short press power button one time. When the white indicator light is on the device is switched on. Meanwhile, the blue indicator light indicate the level of power for 15s.  
**TUIN OFF:** Short press one time. When the white indicator light is turned off the device is switched off. Meanwhile, the blue indicator light indicate the level of power for 15s.

USB CHARGING PORT

# TEXTING




1Sec

NPL




NPL ON/OFF:



AHold the power button in 3s for switching ON/OFF the Number Plate Light.



## MOUNTING

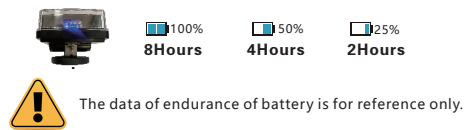


## WIRELESS TRAILER LIGHT KIT

**100%** Cable-free Solution


EN 301489 EN 300328 EN62479

## BATTERY LIFE



## SPECIFICATION

Voltage	DC 4.2V
Radio communication range	30M
Battery capacity	2600MAH
Charging time	2-2.5h
Waterproof level	IP67
Operating temperature	-25°C-65°C



## INSTRUCTION

- ECE R4
- ECE R6
- ECE R7
- RED
- RoHS  
COMPLSST



1. Fully charge battery before use
2. Check the battery life before use
3. Check light if working correctly before use
4. Charge the battery every 6 months if not in use
5. Replacement light & additional light must be paired before use
6. Check light regularly when use for long hours

